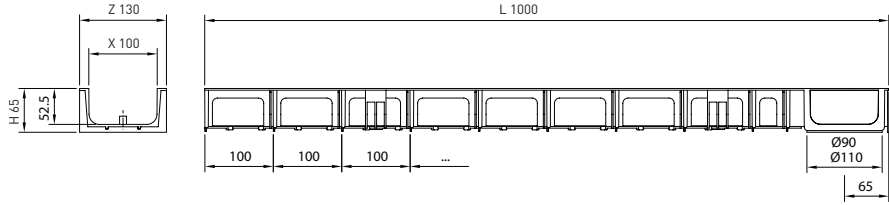



HYDROMINI



Code	L (mm)	H (mm)	Width (mm)		Ø Outlet (mm)		Hydraul. Section (cm ²)	Pcs (x pallet)
			Z	X	Vert.	Horiz.		
HYDROH65	1000	65	130	100	90-110	Connection at 90° [1]	51	204

[1] Every channel has two preformed side knockouts for T, L and cross connections.

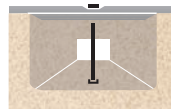
GRATINGS



Material	Design	Load	Code	L (mm)	Width (mm)	Thickness (mm)	Units (x lm)
DUCTILE IRON	SLOTTED	B125	FNX100UCBM	500	130	6	2
	SLOTTED	C250	FNX100UCCM	500	130	6	2
GALVANIZED STEEL	SLOTTED	A15	GN100UCA	1000	130	3	1
	PERFORATED	A15	GP100UCA	1000	130	3	1
	MESH	B125	GEX100UCB33	1000	130	2	1
	HEELPROOF MESH	B125	GEHX100UCB	1000	130	2	1
	SINGLE SLOTTED	C250	GR100UOC	1000	130	70	1
	DOUBLE SLOTTED	C250	GDR100UOC	1000	130	70	1
STAINLESS STEEL	SLOTTED	A15	IN100UCA	1000	130	3	1
	PERFORATED	A15	IP100UCA	1000	130	3	1
	MESH	B125	IEX100UCB	1000	130	3	1

LOCKING SYSTEM

SCREW LOCKING SYSTEM. 2 screw per metre.



Closed



END CAPS

Code	Type
TH100H65C	CLOSED

LEAF GUARD

Code
FS90

