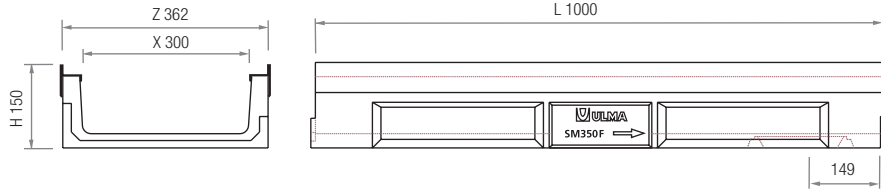


SM350F

LOAD CLASS
UP TO F900
EN-1433 STANDARD

ULMA Linear Drainage Channel type SM350F: External width 362 mm; Internal width 300 mm and overall height of 150 mm to collect rainwater in 1 metre long units. Safe locking system consists of eight bolts per LM; Integrated galvanized steel* edges for lateral protection.

*Also available with cast iron edges.



Channel	L (mm)	H (mm)	Width (mm)		Ø Outlet* (mm)		Hydraul. Section (cm ²)	Pcs. / Pallet
			Z	X	Vert.	Hor.		
SM350F	1000	150	362	300	200	-	294	24

*Vert. outlets on order,



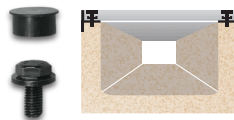
GRATINGS

Material	Design	Load	Code	L (mm)	Width (mm)	Opening (mm)	Units (x LM)
DUCTILE IRON	SLOTTED	C250	FNX300FTCM	500	351	13,75	2
	SLOTTED	D400	FNX300FTDM	500	351	13,75	2
	SLOTTED	F900	FNX300FTFM	500	351	14	2
	SOLID	F900	FC300FTFM	500	351	-	2
GALVANIZED STEEL	SINGLE SLOT	D400	GRL300FOD (1)	1000	351	18 / H150	1


(1) Without screws.

LOCKING SYSTEM

8 BOLT LOCKING SYSTEM.
8 screws with protection cap, per linear metre.



END CAPS



Code	Type
T300MKC	CLOSED

