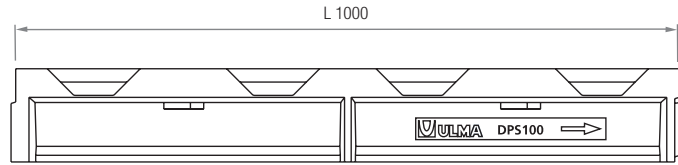
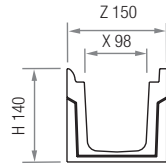



DPS100

LOAD CLASS
UP TO C250
EN-1433 STANDARD

ULMA Linear Drainage Channel type DPS100: External width 150 mm; Internal width 98 mm and overall height 140 mm to collect rainwater, with side entries for additional water collection, in 1 metre long units. Locking system consists of locking bar CS100 and screws, with polymer concrete stepped edges for lateral protection.



Channel	L (mm)	H (mm)	Width (mm)		Ø Outlet* (mm)		Hydraul. Section (cm ²)	Pcs. / Pallet
			Z	X	Vert.	Hor.		
DPS100	1000	140	150	98	-	-	95	91



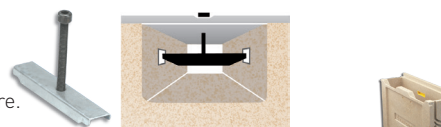
GRATINGS

Material	Design	Load	Code	L (mm)	Width (mm)	Opening (mm)	Units (x LM)
DUCTILE IRON	SLOTTED	C250	FNX100KCCM	500	123	14	2
	HEELPROOF SLOTTED	C250	FNHX100KCCM	500	123	5	2
GALVANIZED STEEL	PERFORATED	A15	GP100KCA	1000	123	Ø 6	1
	SLOTTED	A15	GN100KCA	1000	123	9	1
	HEELPROOF MESH	B125	GEHX100KCB	1000	123	30 x 10	1
STAINLESS STEEL	SLOTTED	A15	IN100KCA	1000	123	7	1
	PERFORATED	A15	IP100KCA	1000	123	Ø 6	1
	MESH	B125	IEX100KCB	1000	123	30 x 20	1
COMPOSITE	HEELPROOF SLOTTED	A15	PNH100KCAM-GRIS (1)	500	123	5	2
	MESH	B125	PE100KCBM	500	123	14 x 12,5	2

(1) Available in several colors.

LOCKING SYSTEM

LOCKING BAR.
Two locking bars and two screws per linear metre.



SUMP UNITS AND ACCESSORIES TABLE

Code	L (mm)	H (mm)	Width (mm)	Ø Outlet (mm)		Sump Units	Bucket
				Lateral	Front		
ADPS100	500	400	150	160	90	1	CEURO100

END CAPS	
Code	Type
T100D00C	CLOSED

GALVANIZED STEEL BUCKET	
Code	
CEURO100	

