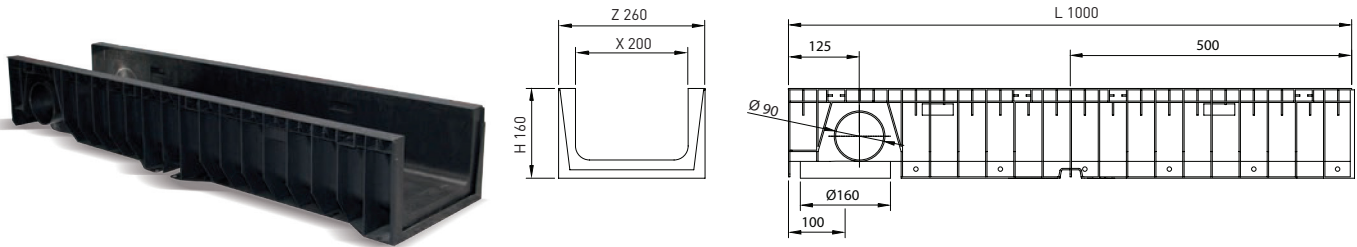



HYDRO250



Code	L (mm)	H (mm)	Width (mm)		Ø Outlet (mm)		Hydraul. Section (cm ²)	Pcs (x pallet)
			Z	X	Vert.	Horiz.		
HYDRO250	1000	160	260	200	160	90	252	40




GRATINGS

Material	Design	Load	Code	L. (mm)	Width (mm)	Thickness (mm)	Units (x lm)
DUCTILE IRON	SLOTTED	C250	FNX200UCCM	500	250	6	2
GALVANIZED STEEL	SLOTTED	A15	GN200UCA	1000	250	4	1
	MESH	B125	GEX200UCB33	1000	250	2,5	1
	HEELPROOF MESH	B125	GEHX200UCB	1000	250	2,5	1

LOCKING SYSTEM

LOCKING BAR. Two locking bars and two screws per linear metre.



END CAPS

Code	Type	Ø (mm)
TH200C	CLOSED	-
TH200A	OPEN	Ø90

